
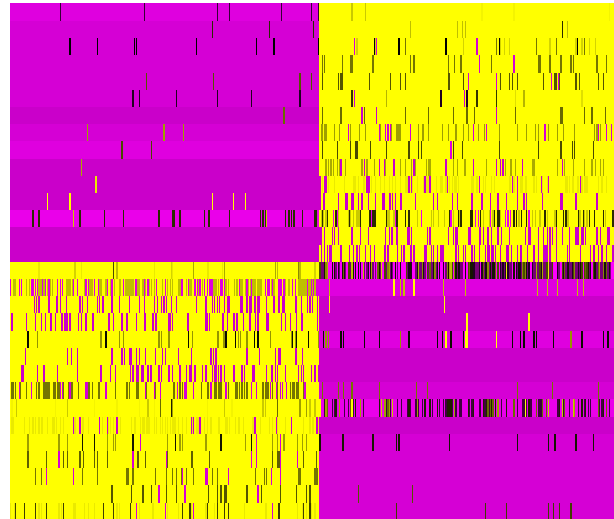


PC_1



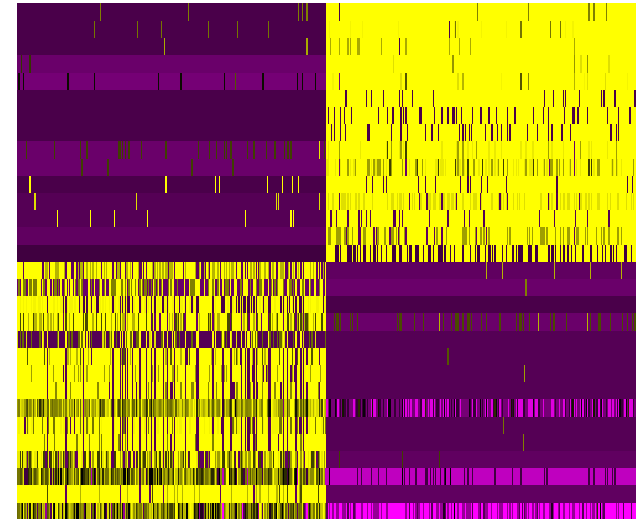
RPL23A
RPL13
RPL18A
RPS18
RPS4X
RPL13A
RPS8
RPL3
RPS12
RPS19
RPL36
RPS23
RPL10A
RPL35
RPL10
G0S2
ACSL1
S100A6
IFITM3
FTL
SAT1
ALOX5AP
SLC25A37
BCL2A1
FCER1G
NEAT1
IL1R2
CSF3R
S100A11
IFITM2

PC_2



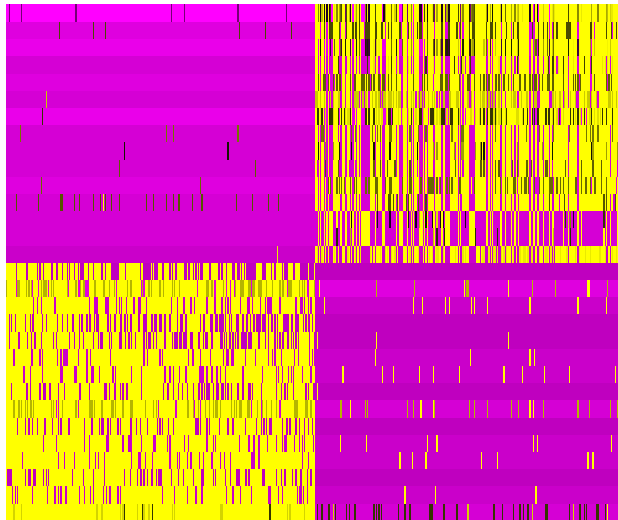
NKG7
GZMB
OCL5
PRF1
GZMA
GNLY
FGFBP2
CTSW
CD247
GZMH
KLRD1
PYHIN1
FYN
CD7
SLA2
CD74
MEF2C
PAX5
TNFRSF13C
BACH2
FCRL1
EBF1
YBX3
HLA-DRA
MS4A1
IGHM
IGHD
BANK1
AFF3
CD79A

PC_3




VCAN
THBS1
MAFB
CST3
LYZ
EPB41L3
RNASE2
PPARG
S100A10
LGALS1
CDKN1A
ANXA2
CTSB
LGALS3
EREG
MGAT5
ZEB1
MS4A1
EZR
IL7R
IGHM
BANK1
IGHD
BTG1
CD79A
AFF3
CD69
CXCR4
BACH2
TXNIP

PC_4




CD74
HLA-DPB1
HLA-DRA
CD79A
HLA-DPA1
HLA-DQA1
HLA-DRB1
BANK1
IGHM
IGHD
HLA-DQB1
AFF3
GNLY
GZMB
MS4A1
STARD4-AS1
RPS4Y1
PRKCA
TRAT1
INPP4B
OXNAD1
RCAN3
TCF7
BCL11B
LEF1
PRKCQ-AS1
ANK3
MAL
CAMK4
IL7R

PC_5



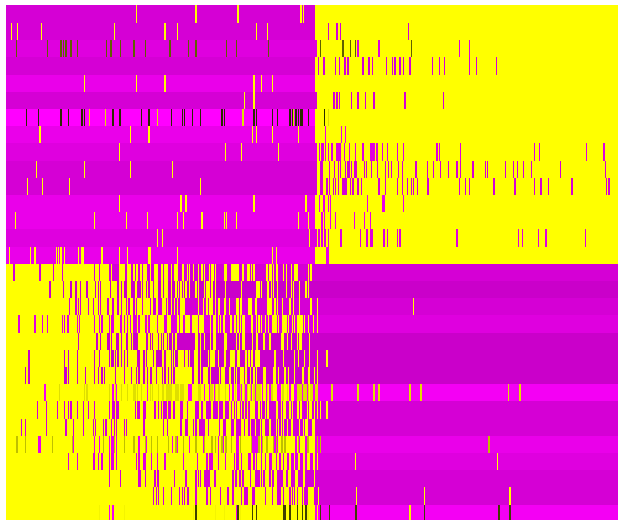
MZB1
ISG15
IFI6
JCHAIN
TXNDC5
TNFRSF17
LY6E
ITM2C
MT2A
SEC11C
AC009570.2
DERL3
IGHG1
TXN
BRI3
NEAT1
ELF2
SIPA1L1
FNIP1
NFKB1
SLC8A1
HIVEP1
DPYD
AC007271.1
SLC49A4
SPAG9
TLR2
ATP2B1
TANK
MALAT1

PC_6




NFKBIA
ISG15
LY6E
TNFAIP3
IFIT3
XAF1
G0S2
IFIT1
ICAM1
TNFAIP6
GADD45B
RILPL2
MT2A
IFITM3
BRI3
PYGL
CMTM2
PLBD1
FCN1
MT-CO2
S100A4
RAB27A
AGFG1
PADI4
ARG1
ANXA1
MMP9
RGL4
S100P
S100A12

PC_7



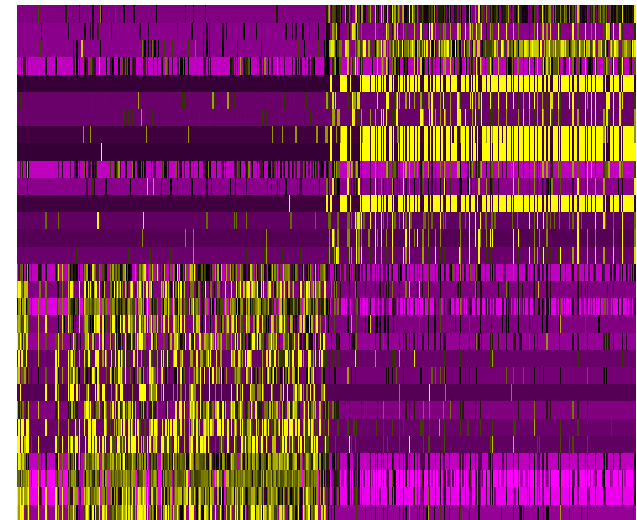
MZB1
TXNDC5
JCHAIN
TNFRSF17
SEC11C
ITM2C
HSP90B1
FKBP11
PDIA4
DERL3
AC009570.2
MYDGF
SSR3
SDF2L1
LMAN1
NEXN
DAB2
TSC22D1
GP1BB
TMEM40
PTCRA
GP9
RGS10
TUBB1
GNG11
PPBP
NRGN
CAVIN2
ACRBP
PF4

PC_8



S100A6
MT2A
BRI3
ALOX5AP
MMP9
LY6E
BTG1
S100A4
ISG15
HMGB2
ANP32A
PLAC8
IFITM3
CDA
CEBPD
MYDGF
SSR3
SDF2L1
LMAN1
FKBP11
PDIA4
AC009570.2
DERL3
HSP90B1
ITM2C
SEC11C
TNFRSF17
JCHAIN
TXNDC5
MZB1

PC_9



ISG15
MMP9
IFI6
HMGB2
MZB1
PADI4
CD177
JCHAIN
TXNDC5
MND4
MT2A
SEC11C
HERC5
IFIT1
IFIT3
RGS2
PPP1R15A
NFKBIA
TNFAIP3
FOS
LUCAT1
AIF1
FOSB
TREM1
PHACTR1
AC099489.1
SOD2
NEAT1
DUSP1
ZFP36